

- Central Venous Catheters
- Non-Suturable Lacerations
- Skin Tears
- Avulsions
- Varicose Veins

# STATSEAL®

## Stops External Bleeding From Wounds and Procedures



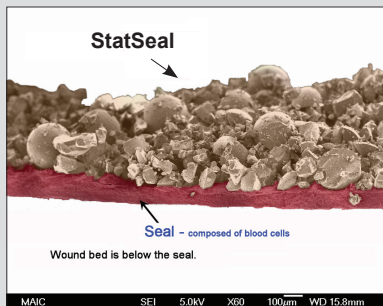
### What is StatSeal Powder?

StatSeal is a topical powder that forms a seal around catheters or over a wound to stop the flow of blood and exudate. The ingredients are a hydrophilic polymer and potassium ferrate.

### How does StatSeal Powder work?

The mechanism action is a simultaneous two-step action whereby the hydrophilic polymer rapidly dehydrates the blood and absorbs exudate while the potassium ferrate agglomerates blood proteins to create a seal.

StatSeal Powder does not depend on the body's natural clotting mechanism to form a seal.



Actual scanning electron microscopy image

- **Reduces procedural time**
  - StatSeal shows a 96% success rate treating lacerations, skin tears and abrasions with 70% stopping in less than 15 seconds, according to a clinical study.
- **Seals wounds**
- **Passed all FDA required biocompatibility tests**
- **Not metabolized by the body and not biologically derived, which minimizes the potential for allergic reactions**
- **Used by leading hospitals nationwide**



StatSeal for External Bleeding from Wounds & Procedures Large Fill Bottle	Manufacturer's Item #
--	-----------------------

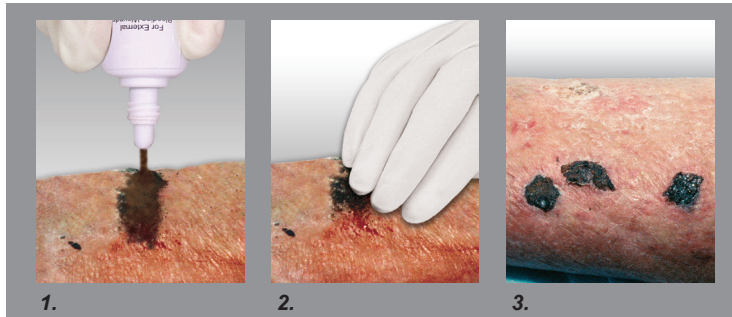
6 Sterile Bottles per Box	LP606
24 Sterile Bottles per Case	LP636

# STATSEAL®

**Stops External Bleeding  
From Wounds and Procedures**

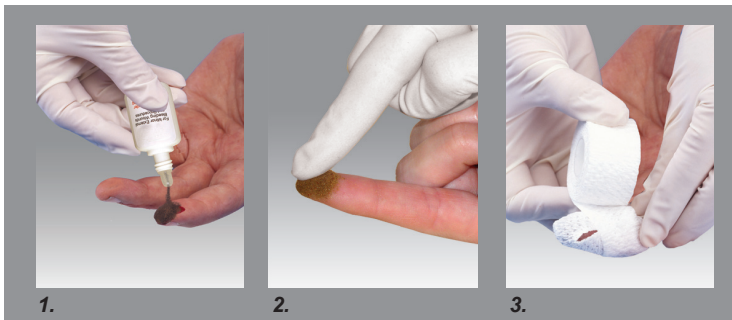
## **EASY TO APPLY**

**Skin Tears:** Clean wound. Apply StatSeal Powder when bleeding resumes.



1. Tap bottom of bottle to pour powder directly onto blood or bloody exudate. Cover bleeding area completely. Occasionally upon application, a temporary warming or stinging sensation is felt.
2. Apply pressure for 30 seconds to 2 minutes to form the protective seal. (Do not use gauze to hold pressure because it will adhere to the wound bed, dislodge the seal and cause a rebleed) If bleeding continues, repeat application.
3. Protective seal forms. Dress wound with non-adherent dressing. The protective seal is safe to leave in place until it falls off naturally.

**Finger Avulsions:** Clean wound. Apply StatSeal Powder when bleeding resumes.



1. Tap bottom of bottle to pour powder directly onto blood or bloody exudate. Cover bleeding area completely. Occasionally upon application, a temporary warming or stinging sensation is felt.
2. Apply pressure for 30 seconds to 2 minutes to form the protective seal. If bleeding breaks through, repeat application.
3. For added protection, dress wound with non-adherent dressing.

### **To Remove StatSeal:**

If StatSeal Powder must be removed as determined by a healthcare professional, brush away loose powder then soak wound in sterile water until seal starts loosening from wound. Gently scrape off loosened seal with gloved finger or tongue depressor.